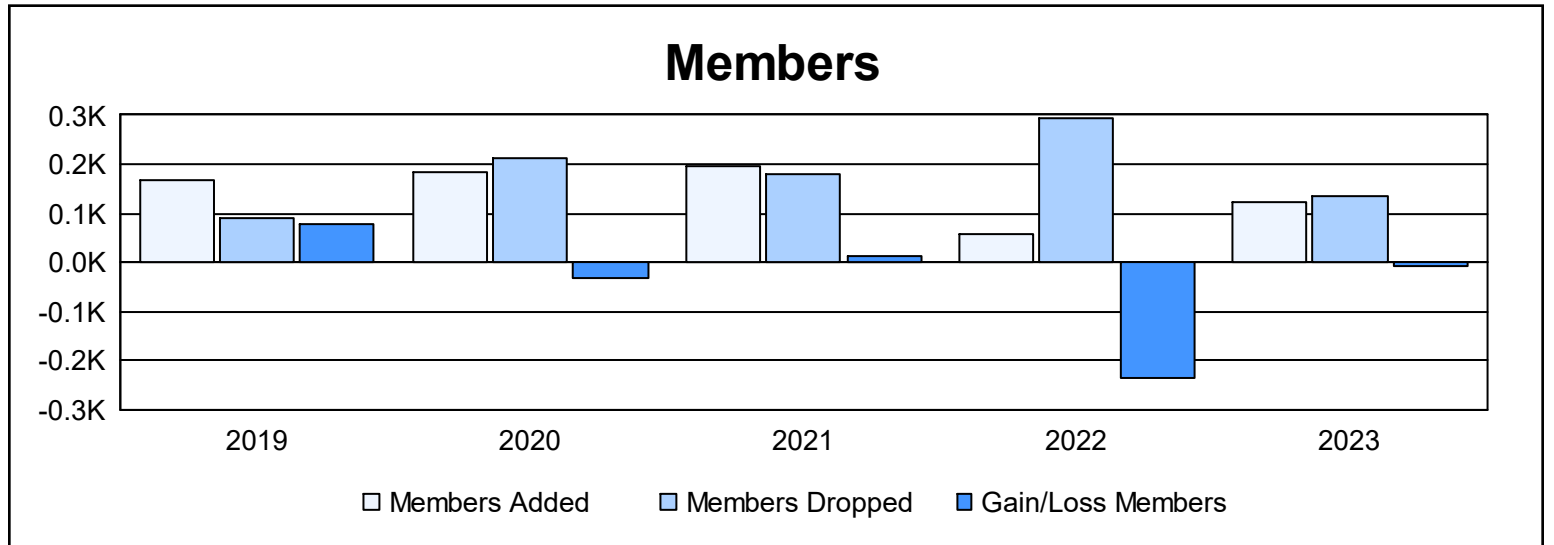
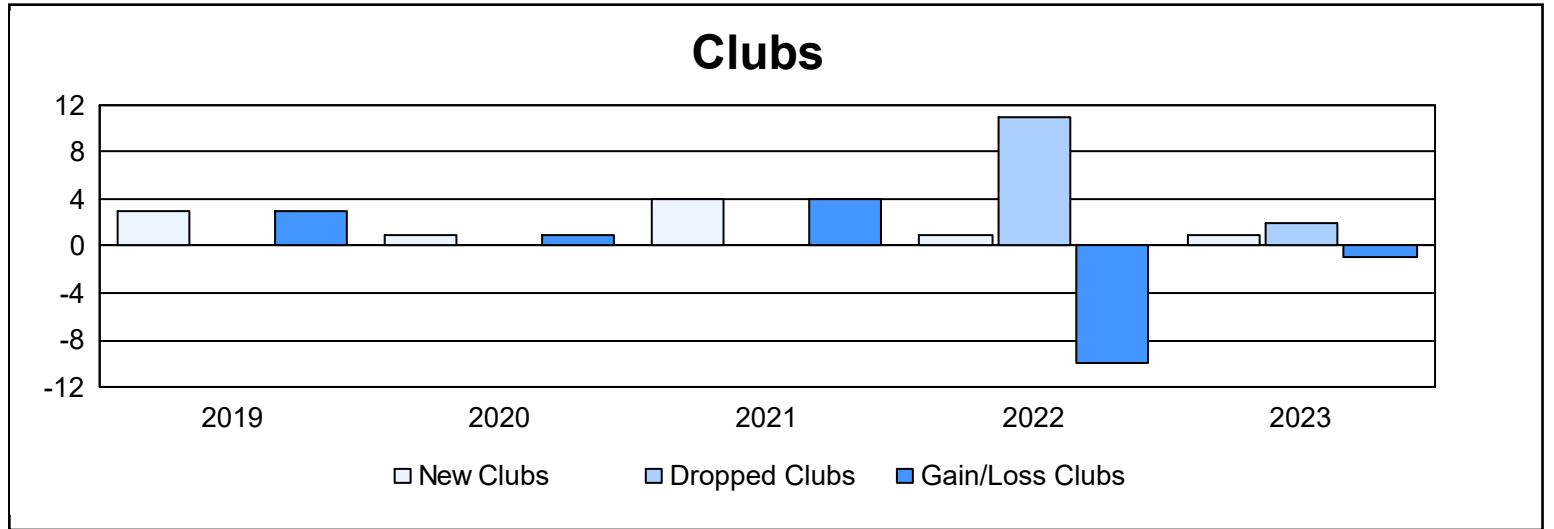
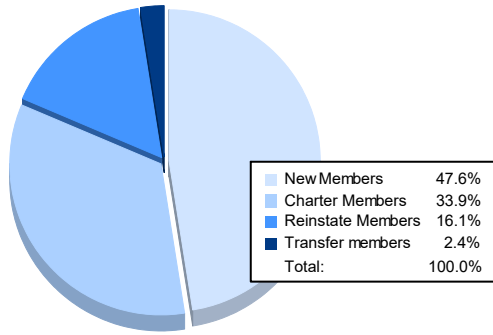


Year	New Clubs	Dropped Clubs	Gain/ Loss Clubs	New Members	Charter Members	Reinstate Members	Transfer Members	Total Member Added	Total Members Dropped	Gain/ Loss Members
2018-2019	3	0	3	63	88	16	1	168	89	79
2019-2020	1	0	1	36	76	71	0	183	213	-30
2020-2021	4	0	4	99	82	7	6	194	180	14
2021-2022	1	11	-10	33	22	0	1	56	292	-236
2022-2023	1	2	-1	59	42	20	3	124	133	-9
<b>Average</b>	<b>2</b>	<b>3</b>	<b>-1</b>	<b>58</b>	<b>62</b>	<b>23</b>	<b>2</b>	<b>145</b>	<b>181</b>	<b>-36</b>



### Membership Composition June 2023 Cumulative



### Gender Composition June 2023 Cumulative

